

SECTION 7 WUNDERLICH RANGE



CONTENTS

WUNDERLICH TERRACOTTA TILES	1
HERITAGE SHINGLE	2
MARSEILLE	3
MODERN FRENCH	4
NULLARBOR	5
NOUVEAU	6
WUNDERLICH RANGE PROFILES	7
WUNDERLICH RANGE ACCESSORIES	8

WUNDERLICH TERRACOTTA TILES

Perfectly timeless. Perfectly natural. Perfectly beautiful.

More than 30 years ago in China, over six thousand beautifully formed terracotta soldiers and horses — the famous “Entombed Warriors” – were unearthed by archaeologists. Almost all were completely intact, despite having been buried for more than two thousand years.

**PERFORMANCE
AND COLOUR**

**50
YEAR
GUARANTEE**

It's because terracotta possesses a lasting strength and durability, as well as great versatility and a natural beauty that comes from the earth itself (terracotta is Italian for baked earth). In fact, the terracotta products we use today are made from virtually the same 'ingredients' that were used to produce these ancient and enduring relics.

The earliest known use of terracotta dates back almost six thousand years to the Bronze Age, while it is thought that the first glazed roofing tiles were made in China from 2700 BC. So when Ernest, Alfred and Otto Wunderlich began to manufacture terracotta tiles in Australia back in 1916 after importing them for 30 years, they were simply renewing and reinventing a timeless tradition that goes back six millennia.

Our terracotta tiles add more than just heritage value.

Before the Wunderlich brothers began producing quality, affordable terracotta roof tiles, only a select few were able to benefit from the many advantages of a tiled roof.

With the extremes of climate experienced in our corner of the world, roofs need to be durable. In the fierce heat of summer, Wunderlich tiles are slow to absorb heat, and allow the roof to breathe, which helps keep your house cooler for longer. Our terracotta tiles need little or no maintenance, and will not fade.

Of course, the heritage value of a tiled roof cannot be overlooked. In suburban streets and country towns, the traditional pitched roof with its distinctive terracotta tiles has helped form the character and atmosphere of the places we call home. In fact, many heritage homes are still adorned and protected by the original Wunderlich roof tiles installed almost one hundred years ago.

Naturally, the value of a terracotta roof is not limited to its enduring beauty and heritage qualities. As the real estate market continued to prove, the prestige, durability and practicality of a terracotta tiled roof can increase the resale value of your home.

The range that puts our terracotta roof tiles on top.

You put much of yourself into the house you build, so your choice of roof tile is literally the cap on your personal style. Practical but beautiful, classic yet contemporary, fashionable but enduring, Wunderlich's extensive range offers a selection of shapes, or profiles, whose designs have been adapted from and influenced by a variety of modern and cultural sources. We also offer an impressive range of natural colours and finishes to complement any design.

MANUFACTURE

Tiles are manufactured to AS 2049 and NZS 4206

APPLICATION

Tiles can be fixed as either roof or wall coverings, within a range of pitches to vertical.

FIRE RESISTANCE

All tiles are incombustible and fully fire resistant according to ASTM (USA) E108-88 tests. (No comparable Standard available in Australia and NZ).

PERFORMANCE

All roof tiles manufactured by CSR Roofing confirm to AS 2049.

PRODUCT DETAIL

For specific information relating to the use of each profile, refer to both the specific product details covered in this section and the recommendation for a specific profile detailed in the Design Consideration section.

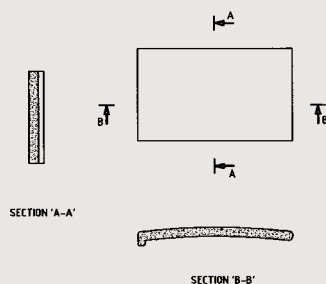
HERITAGE SHINGLE*



To view colour swatches for each state refer to www.csrroofing.com.au



Heritage shingles can add an authentic, ageless elegance to a home. The classic small shingle shape is suitable for an entire roof, or simply to point out design features such as a turret or bay window.



COVERAGE

Approximately 60.0 shingles per m².

DIMENSIONS (NOMINAL)

Length: 266mm

Width: 165mm

SHINGLE AND HALF

Length: 266mm

Width: 248mm

MASS (WEIGHT)

Per tile: 1.3kg

Per m²: 90.0kg

UNDERCOVER TOP COURSE SHINGLE

Length: 165mm

Width: 165mm

HEAD LAP

Recommended to be in excess of 50mm.

RECOMMENDED BOND

Cross Bond

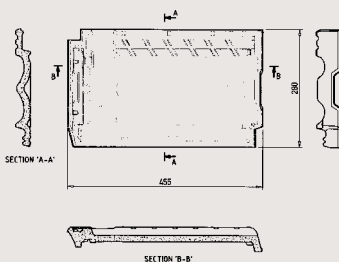
*Available on request. Minimum order required.

MARSEILLE



To view colour swatches for each state refer to www.csrroofing.com.au

Create heritage style or a timeless look for your home with the classic French-inspired roof tile that has become a tradition.



COVERAGE

12.6 tiles per m²

DIMENSIONS (NOMINAL)

Length: 455mm

Width: 280mm

MASS (WEIGHT)

Per tile: 3.75kg

Per m²: 46.0kg

LAP ADJUSTMENT

The head or end lap adjustment is up to 25mm and the side lap adjustment is up to 5mm.

RECOMMENDED BOND

Cross Bond



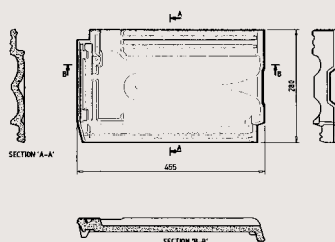
MODERN FRENCH



To view colour swatches for each state refer to www.csrroofing.com.au



A striking way to enhance any design, our Modern French profile is influenced by classic French Provincial style and is ideal for both traditional and contemporary homes.



COVERAGE

12.6 tiles per m².

DIMENSIONS (NOMINAL)

Length: 455mm

Width: 280mm

MASS (WEIGHT)

Per tile: 3.75kg

Per m²: 46.0kg

HEAD LAP

The head or end lap adjustment is up to 25mm and the side lap adjustment is up to 5mm.

RECOMMENDED BOND

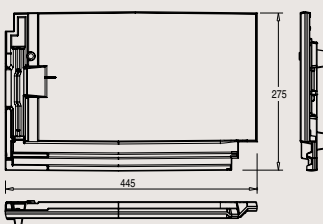
Cross Bond

NULLARBOR



To view colour swatches for each state refer to www.csrroofing.com.au

The ultimate, flat terracotta tile for modern and classic architecture. The Nullarbor delivers streamlined, sophisticated rooflines.



COVERAGE

12.9 tiles per m².

DIMENSIONS (NOMINAL)

Length: 445mm

Width: 275mm

MASS (WEIGHT)

Per tile: 3.85kg

Per m²: 48.0kg

LAP ADJUSTMENT

The head or end lap adjustment is up to 11mm and the side lap adjustment is up to 5mm.

RECOMMENDED BOND

Cross Bond




NOUVEAU



To view colour swatches for each state refer to www.csrroofing.com.au



Integrating beautifully with the design features of your home, Nouveau offers a streamlined, ultra-modern appearance with a unique satin finish that provides durability with excellent depth and intensity of colour.



COVERAGE

Average 12.6 tiles m²

DIMENSIONS (NOMINAL)

Length: 445mm

Width: 270mm

MASS (WEIGHT)

Per tile: 3.75kg

Per m²: 44.0kg

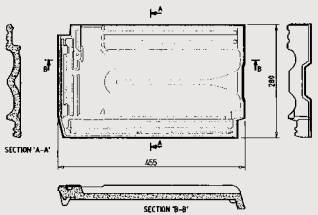
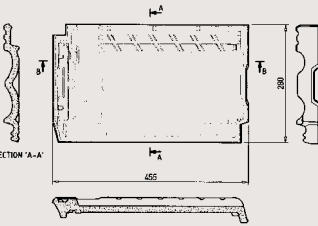


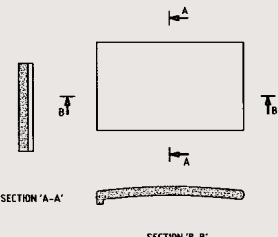
LAP ADJUSTMENT

The head or end lap adjustment is not limited and the side lap adjustment is up to 2mm.

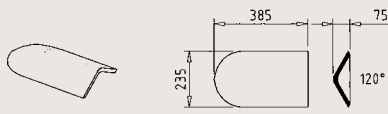
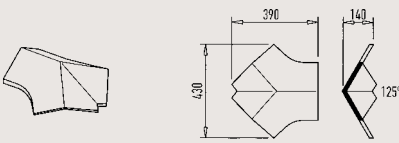
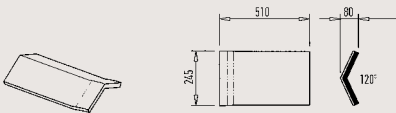
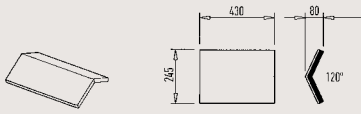
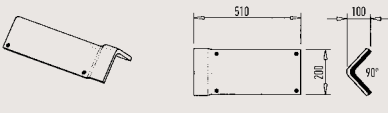
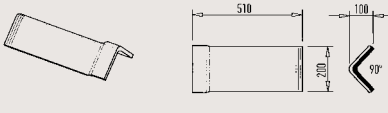
RECOMMENDED BOND

Cross Bond


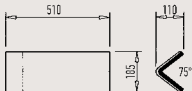

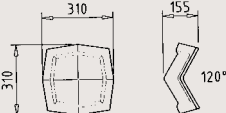

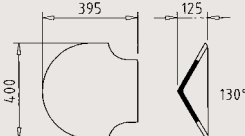

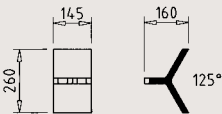

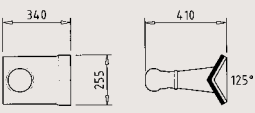

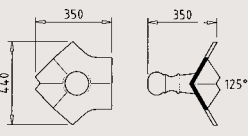
WUNDERLICH RANGE PROFILES

PROFILE	LENGTH (MM)	WIDTH (MM)	WEIGHT (KG)	HEAD LAP (MM)	SIDE LAP (MM)	BONDING METHOD	COVERAGE (TILE PER M ²)
Modern French							
	455	280	3.75	25	5	Cross	12.6
Marseille							
	455	280	3.75	25	5	Cross	12.6
Nullarbor							
	445	275	3.85	11	2	Cross	12.9
Nouveau							
	445	270	3.75	—	2	Cross	12.6
Heritage Shingle							
	266	165	1.3	50	—	Cross	60

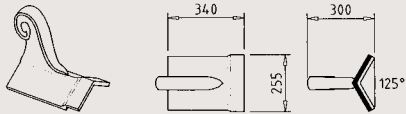
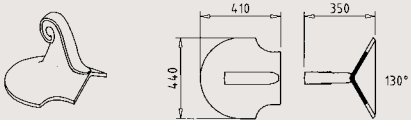
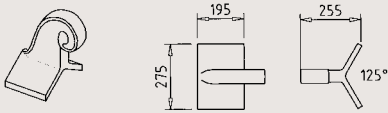
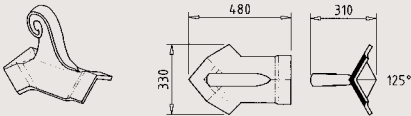
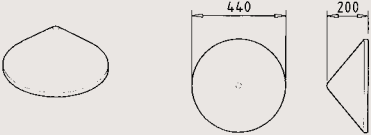
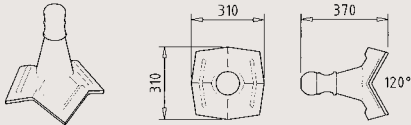
WUNDERLICH RANGE ACCESSORIES

PROFILE	LENGTH (MM)	WIDTH (MM)	HEIGHT (MM)	ANGLE (DEGREE)
Starter				
	385	235	75	120
3-Way Apex				
	390	430	140	125
Ridge				
	510	245	80	120
A-line Ridge (butt ridge)				
	430	245	80	120
Barge				
	510	200	100	90
Steep Pitch Ridge				
	510	200	100	90

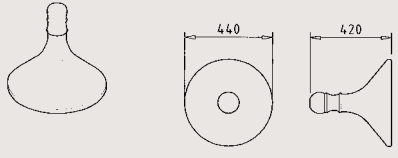

WUNDERLICH RANGE ACCESSORIES

PROFILE		LENGTH (MM)	WIDTH (MM)	HEIGHT (MM)	ANGLE (DEGREE)
Saw Tooth Ridge					
		510	185	110	75
4-Way Apex					
		310	310	155	120
Spoon					
		395	400	125	130
Ridge Saddle					
		145	260	160	125
Gable Finial Ball Type					
		340	255	410	125
Apex Finial Ball Type					
		350	440	350	125

WUNDERLICH RANGE ACCESSORIES

PROFILE	LENGTH (MM)	WIDTH (MM)	HEIGHT (MM)	ANGLE (DEGREE)
Gable Finial Scroll Type				
	340	255	300	125
Finial Spoon with Scroll				
	410	440	350	130
Finial Saddle with Scroll				
	195	275	255	125
Apex Finial Scroll Type				
	480	330	310	125
China Hat				
	440	440	200	—
4 Way Apex with Ball				
	310	310	370	120

WUNDERLICH RANGE ACCESSORIES

PROFILE	LENGTH (MM)	WIDTH (MM)	HEIGHT (MM)	ANGLE (DEGREE)
China Hat with Ball				
	440	440	420	—
Gargoyles & Dragons				
	Availability and other variations available on request.			